


54 200m Butterfly Women Final

Official

NZR

Open New Zealand Long Course
Record


2:09.84 2016-03-28

Helena Gasson
 AK

18yr
NZR

18 Years New Zealand Long
Course Record

2:15.67 2001-04-23

Megan Allan
 CB

17yr

17 Years New Zealand Long

2:14.39 2017-03-21

Yeonsu Lee

Show more



Qualified






Heats



Summary

Total

Rank	Competitor	Age	Club	RT	PTS	Result
1	 Swan Brooke	17	 Nelson Sou...	+0.65		2:21.51 Entry: 2:25.22 (-3.71)
	50m: 31.30	100m: 1:07.51 (36.21)	150m: 1:44.27 (36.76)			200m: 2:21.51 (37.24)
2	 Glintmeyer Milan	15	 Coast Swi...	+0.78		2:24.01 Entry: 2:32.15 (-8.14)
	50m: 30.93	100m: 1:05.93 (35.00)	150m: 1:43.72 (37.79)			200m: 2:24.01 (40.29)
3	 Miller Xanthe	16	 United Swi...	+0.78		2:24.08 Entry: 2:26.40 (-2.32)
	50m: 30.69	100m: 1:06.49 (35.80)	150m: 1:44.16 (37.67)			200m: 2:24.08 (39.92)
4	 Skidmore Evie	17	 Trojans Swi...	+0.81		2:24.12 Entry: 2:25.72 (-1.60)
	50m: 32.66	100m: 1:09.89 (37.23)	150m: 1:46.80 (36.91)			200m: 2:24.12 (37.32)
5	 Asiata Danielle	17	 HPK Howick Pak...	+0.67		2:24.14 Entry: 2:29.05 (-4.91)
	50m: 31.52	100m: 1:07.82 (36.30)	150m: 1:45.42 (37.60)			200m: 2:24.14 (38.72)
6	 Peters Chloe	16	 Hamilton Aq...	+0.67		2:24.64 Entry: 2:32.27 (-7.63)
	50m: 30.97	100m: 1:07.54 (36.57)	150m: 1:45.70 (38.16)			200m: 2:24.64 (38.94)
7	 Wilson Samantha	18	 Nelson Sou...	+0.74		2:24.93 Entry: 2:24.50 (+0.43)
	50m: 31.12	100m: 1:06.96 (35.84)	150m: 1:44.83 (37.87)			200m: 2:24.93 (40.10)
8	 Riley Ariella	15	 Hamilton Aq...	+0.73		2:25.09 Entry: 2:27.72 (-2.63)
	50m: 31.39	100m: 1:08.04 (36.65)	150m: 1:46.90 (38.86)			200m: 2:25.09 (38.19)
9	 Yang Leah	15	 HPK Howick Pak...	+0.70		2:27.61 Entry: 2:31.94 (-4.33)

50m: 31.96 100m: 1:08.97 (37.01) 150m: 1:47.53 (38.56)
200m: 2:27.61 (40.08)

10  **Rawson Alanna** 13  **St Peter's S...** +0.70 **2:27.69**
Entry: 2:29.78 (-2.09)

50m: 32.00 100m: 1:08.89 (36.89) 150m: 1:47.63 (38.74)
200m: 2:27.69 (40.06)

11  **Conley Paige** 14  **Whanganui...** +0.73 **2:28.76**
Entry: 2:39.92 (-11.16)

50m: 31.98 100m: 1:09.57 (37.59) 150m: 1:49.20 (39.63)
200m: 2:28.76 (39.56)

12  **Bai Alyssa** 13  **Porirua City...** +0.55 **2:30.82**
Entry: 2:36.23 (-5.41)

50m: 32.83 100m: 1:11.00 (38.17) 150m: 1:50.81 (39.81)
200m: 2:30.82 (40.01)

13  **Grenfell Annabel** 16  **Nelson Sou...** +0.77 **2:31.24**
Entry: 2:35.42 (-4.18)

50m: 32.69 100m: 1:09.89 (37.20) 150m: 1:50.06 (40.17)
200m: 2:31.24 (41.18)

14  **Buissinne Alexis** 16  **North Shor...** +0.70 **2:31.71**
Entry: 2:35.59 (-3.88)

50m: 31.20 100m: 1:07.99 (36.79) 150m: 1:49.53 (41.54)
200m: 2:31.71 (42.18)

15  **Marlow Madison** 15  **Hamilton Aq...** +0.73 **2:32.57**
Entry: 2:33.31 (-0.74)

50m: 32.34 100m: 1:10.84 (38.50) 150m: 1:50.71 (39.87)
200m: 2:32.57 (41.86)

16  **Uys Heidi** 18  **Swim Timaru** +0.73 **2:33.68**
Entry: 2:38.25 (-4.57)

50m: 33.34 100m: 1:11.92 (38.58) 150m: 1:52.55 (40.63)
200m: 2:33.68 (41.13)

17  **Shaw Vivienne** 16  **Jasi Swim ...** +0.57 **2:34.52**
Entry: 2:38.07 (-3.55)

50m: 33.13 100m: 1:12.59 (39.46) 150m: 1:53.15 (40.56)
200m: 2:34.52 (41.37)

18  **Nadilo Marina** 15  **Nga Tai Tu...** +0.71 **2:34.54**
Entry: 2:38.25 (-3.71)

50m: 31.95 100m: 1:10.45 (38.50) 150m: 1:51.53 (41.08)
200m: 2:34.54 (43.01)

19  **Wong Alina** 17  **Ice Breaker...** +0.56 **2:34.69**
Entry: 2:40.18 (-5.49)





















50m: 32.09 100m: 1:11.10 (39.01) 150m: 1:52.06 (40.96)
200m: 2:34.69 (42.63)


















20  **Harvey Tessa** 16  **Liz van Wel...** +0.45 **2:34.71**
Entry: 2:37.15 (-2.44)

50m: 32.22 100m: 1:11.25 (39.03) 150m: 1:52.59 (41.34)
200m: 2:34.71 (42.12)

21  **Lin Amber** 13  **North Shor...** +0.62 **2:34.72**
Entry: 2:37.52 (-2.80)

50m: 32.93 100m: 1:11.54 (38.61) 150m: 1:52.47 (40.93)
200m: 2:34.72 (42.25)

22	 Gibbs Charlotte	18	 Tawa Swim... +0.50	2:35.44 Entry: 2:39.02 (-3.58)
	50m: 32.47 200m: 2:35.44 (42.70)	100m: 1:11.56 (39.09)	150m: 1:52.74 (41.18)	
23	 Hingston Freya	16	 United Swi... +0.83	2:35.49 Entry: 2:38.42 (-2.93)
	50m: 31.55 200m: 2:35.49 (44.95)	100m: 1:08.73 (37.18)	150m: 1:50.54 (41.81)	
24	 Cain-Townley Mia	16	 Nelson Sou... +0.86	2:35.91 Entry: 2:42.17 (-6.26)
	50m: 32.76 200m: 2:35.91 (42.54)	100m: 1:11.76 (39.00)	150m: 1:53.37 (41.61)	
25	 McLaren Kate	16	 Trojans Swi... +0.74	2:36.51 Entry: 2:36.10 (+0.41)
	50m: 32.66 200m: 2:36.51 (42.39)	100m: 1:11.37 (38.71)	150m: 1:54.12 (42.75)	
26	 Brown Eliana	15	 Dannevirke... +0.73	2:36.87 Entry: 2:37.09 (-0.22)
	50m: 32.64 200m: 2:36.87 (43.08)	100m: 1:11.69 (39.05)	150m: 1:53.79 (42.10)	
27	 Story Alicia	14	 Mt Eden S... +0.75	2:37.12 Entry: 2:42.81 (-5.69)
	50m: 33.90 200m: 2:37.12 (42.64)	100m: 1:12.99 (39.09)	150m: 1:54.48 (41.49)	
28	 Carter Violet	14	 Ice Breaker... +0.73	2:37.42 Entry: 2:47.49 (-10.07)
	50m: 34.83 200m: 2:37.42 (39.69)	100m: 1:16.21 (41.38)	150m: 1:57.73 (41.52)	
29	 Van Geneijgen Poppy	14	 Hamilton Aq... +0.71	2:37.76 Entry: 2:42.60 (-4.84)
	50m: 34.32 200m: 2:37.76 (41.15)	100m: 1:14.51 (40.19)	150m: 1:56.61 (42.10)	
30	 Wangford Alyssa	15	 Mt Wellingt... +0.68	2:38.05 Entry: 2:41.20 (-3.15)
	50m: 34.48 200m: 2:38.05 (40.00)	100m: 1:16.34 (41.86)	150m: 1:58.05 (41.71)	
31	 Piper Hannah	17	 United Swi... +0.76	2:39.46 Entry: 2:41.52 (-2.06)
	50m: 33.29 200m: 2:39.46 (44.78)	100m: 1:12.34 (39.05)	150m: 1:54.68 (42.34)	
32	 Williams Eliza	15	 North Shor... +0.68	2:40.38 Entry: 2:36.56 (+3.82)
	50m: 33.42 200m: 2:40.38 (45.66)	100m: 1:12.24 (38.82)	150m: 1:54.72 (42.48)	
33	 Fisher Tandia	13	 Wharenui S... +0.73	2:41.22 Entry: 2:45.33 (-4.11)
	50m: 33.47 200m: 2:41.22 (43.53)	100m: 1:13.84 (40.37)	150m: 1:57.69 (43.85)	
34	 Jury Mackenzie	13	 Liz van Wel... +0.73	2:41.50 Entry: 2:45.66 (-4.16)

	50m: 34.26 200m: 2:41.50 (42.56)	100m: 1:15.80 (41.54)	150m: 1:58.94 (43.14)		
35	 Lovell Jessica	16	 Blenheim S... +0.76	2:41.71 Entry: 2:39.33 (+2.38)	
	50m: 33.25 200m: 2:41.71 (44.72)	100m: 1:13.72 (40.47)	150m: 1:56.99 (43.27)		
36	 Kim Lani	13	 North Shor... +0.69	2:41.75 Entry: 2:45.48 (-3.73)	
	50m: 34.54 200m: 2:41.75 (40.57)	100m: 1:16.69 (42.15)	150m: 2:01.18 (44.49)		
37	 Conway Ruby	14	 Tawa Swim... +0.74	2:42.94 Entry: 2:54.99 (-12.05)	
	50m: 32.85 200m: 2:42.94 (45.09)	100m: 1:13.91 (41.06)	150m: 1:57.85 (43.94)		
38	 Shi Lisa	15	 Howick Pak... +0.69	2:43.99 Entry: 2:42.20 (+1.79)	
	50m: 33.65 200m: 2:43.99 (45.61)	100m: 1:14.99 (41.34)	150m: 1:58.38 (43.39)		
39	 Migounoff Lara	13	 Pukekohe ...	2:44.19 Entry: 2:46.38 (-2.19)	
	50m: 35.02 200m: 2:44.19 (43.62)	100m: 1:17.56 (42.54)	150m: 2:00.57 (43.01)		
40	 Whittam Ellinor	17	 Northwave ... +0.78	2:46.42 Entry: 2:45.95 (+0.47)	
	50m: 34.91 200m: 2:46.42 (45.29)	100m: 1:16.97 (42.06)	150m: 2:01.13 (44.16)		
41	 Kennard Shyla	14	 Aquabladz ... +0.59	2:46.83 Entry: 2:51.37 (-4.54)	
	50m: 35.22 200m: 2:46.83 (45.10)	100m: 1:17.17 (41.95)	150m: 2:01.73 (44.56)		
42	 Hay Gemma	13	 Hamilton Aq... +0.71	2:47.13 Entry: 2:53.91 (-6.78)	
	50m: 35.08 200m: 2:47.13 (46.18)	100m: 1:16.67 (41.59)	150m: 2:00.95 (44.28)		
43	 Yule Helena	13	 Phoenix Aq... +0.71	2:47.89 Entry: 2:50.72 (-2.83)	
	50m: 35.19 200m: 2:47.89 (45.96)	100m: 1:17.67 (42.48)	150m: 2:01.93 (44.26)		
44	 Tse Hannah	14	 United Swi... +0.71	2:48.36 Entry: 2:52.48 (-4.12)	
	50m: 35.36 200m: 2:48.36 (47.04)	100m: 1:16.76 (41.40)	150m: 2:01.32 (44.56)		
45	 Daly Harriett	13	 Tasman Sw... +0.69	2:59.36 Entry: 2:51.01 (+8.35)	
	50m: 36.34 200m: 2:59.36 (48.51)	100m: 1:21.74 (45.40)	150m: 2:10.85 (49.11)		
-	 Choliere (V) Charlie	15	 Dumbea N... +0.82	DSQ	